


STAINMANN
Maschinenbau

CONCRETE BATCHING PLANT

30 m³/h



CONCRETE PRODUCTION AT A CAPACITY OF 30 m³/h:



- ✓ STATIONARYMIX ST-30
- ✓ MODULMIX ST-30
- ✓ COMPACTMIX ST-30
- ✓ G-MINI ST-30

STATIONARY MIX ST-30



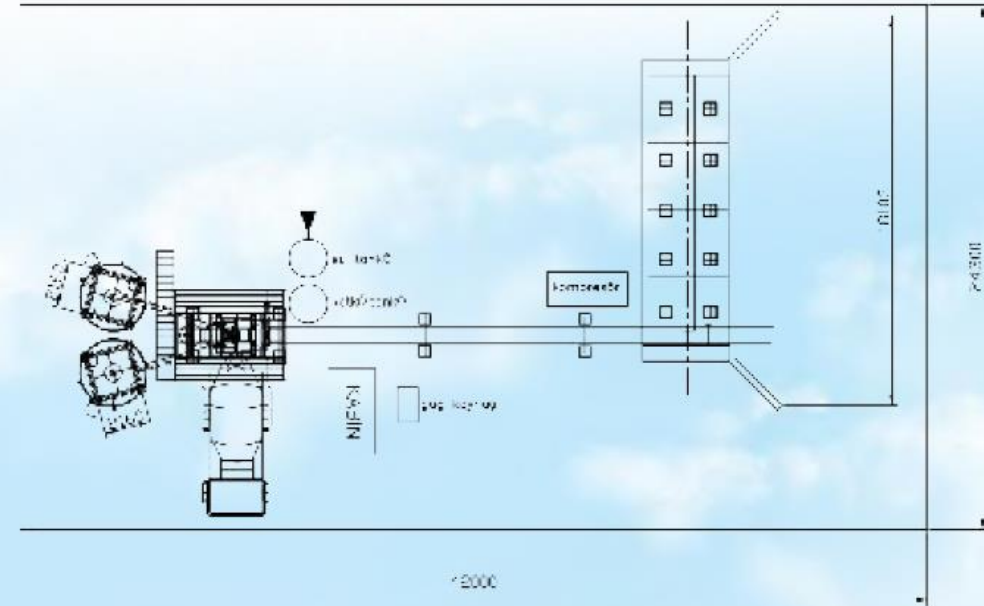
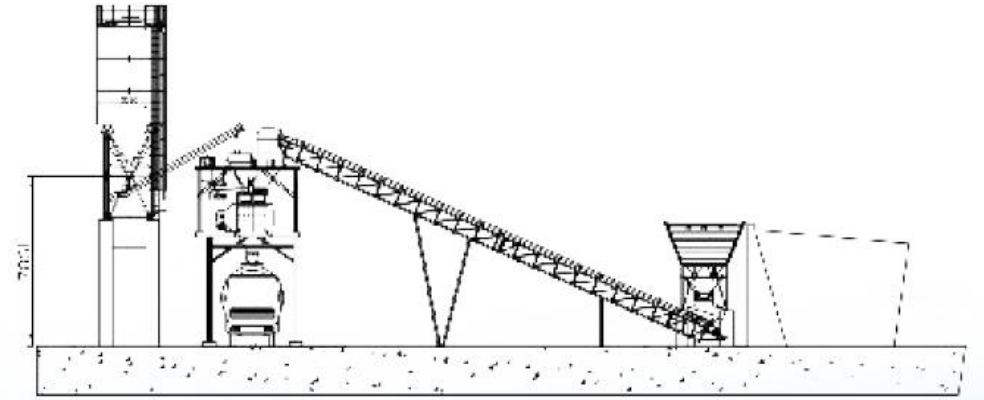
- 1 TRANSPORTATION WITH 3 TRUCKS
- 2 EASY TRANSPORTATION THANKS TO HINGE SYSTEM
- 3 HIGH QUALITY RAW MATERIAL
- 4 QUICK SERVICE AND SPARE PARTS
- 5 STRONG MIXER WEARING PLATES
- 6 EXCELLENT PERFORMANCE ON HEAVY-DUTY CONDITIONS
- 7 ECONOMIC DESIGN TO REDUCE COSTS



STATIONARYMIX ST-30



CAPACITY / HR	m ³ /h	20/25
MIXER TYPE		Planetary
MIXER CAPACITY	Liter	500
DRY FILLING CAPACITY	Liter	750
COMPACTED CONCRETE - OUTPUT	Liter	500
AGGREGATE STOCKING	m ³	45-80
AGGREGATE COMPARTMENTS		3-4
AGGREGATE WEIGHING HOPPER CAPACITY	m ³	2,5
CEMENT WEIGHING HOPPER CAPACITY	Liter	300
WATER WEIGHING HOPPER CAPACITY	Liter	200
TOTAL POWER	kW	90
VOLTAGE	400V-50HZ	



MODULMIX ST-30



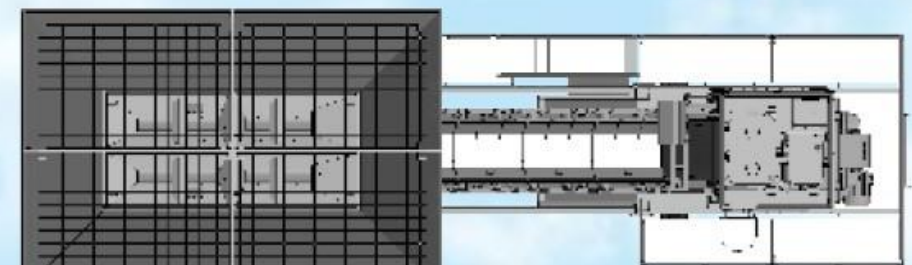
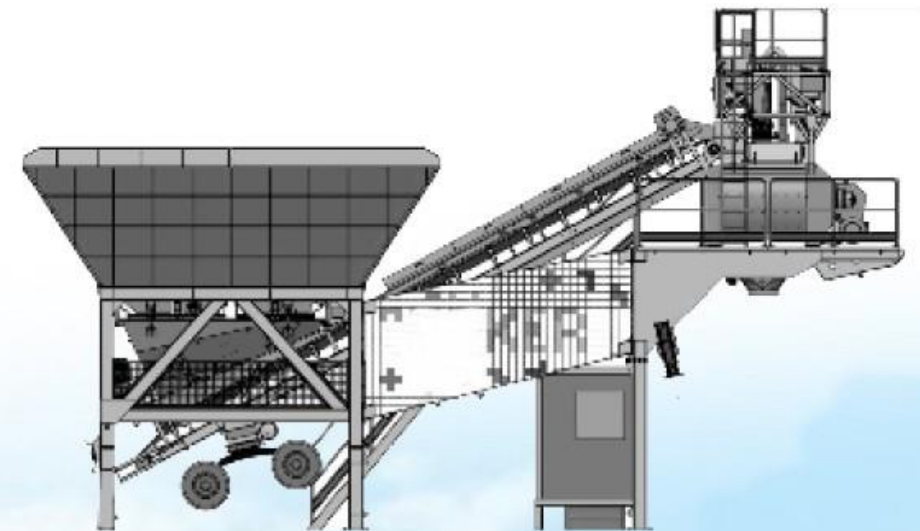
- ① TRANSPORTATION WITH A SINGLE TRUCK EXCEPT THE SILO
- ② HIGH QUALITY RAW MATERIAL
- ③ QUICK SERVICE AND SPARE PARTS
- ④ STRONG MIXER WEARING PLATES
- ⑤ EXCELLENT PERFORMANCE ON HEAVY-DUTY CONDITIONS
- ⑥ ECONOMIC DESIGN TO REDUCE COSTS



MODULMIX ST-30



CAPACITY / HR	m ³ /h	20/30
MIXER TYPE	m ³	Planetary
DRY FILLING CAPACITY	Liter	750
COMPACTED CONCRETE - OUTPUT	Liter	500
AGGREGATE STORAGE	m ³	4x7,5=30
AGGREGATE COMPARTMENTS	Each	4
AGGREGATE WEIGHING HOPPER CAPACITY	m ³	4
ADDITIVE HOPPER CAPACITY	kg	15
CEMENT WEIGHING HOPPER CAPACITY	Liter	350
WATER WEIGHING HOPPER CAPACITY	Liter	150
TOTAL POWER	kW	90
AGGREGATES LOADING SYSTEM	mm	800x14000
VOLTAGE	400V-50HZ	



COMPACTMIX ST-30



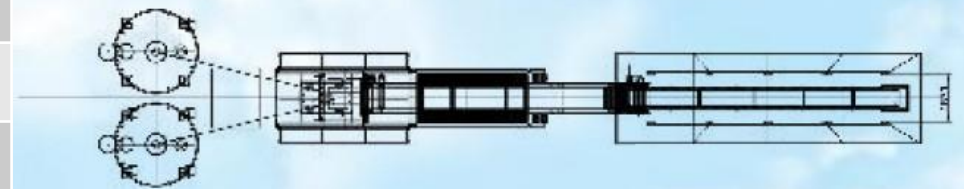
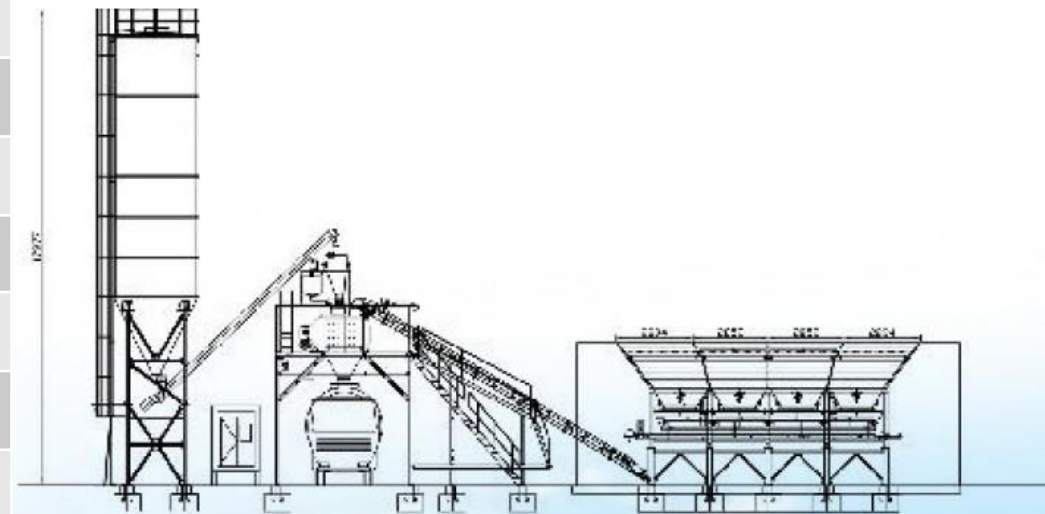
- ① SHIPPED INSIDE A SINGLE CONTAINER OR TRUCK
- ② TRANSFER OF CONCRETE FROM THE MIXER TO THE TRUCK MIXER BY BELT
- ③ EASE OF REPLACING THE PLANT THANKS TO ITS TOWABLE FEATURE
- ④ FULLY AUTOMATED BY COMPUTER AND MANUAL BUTTONS
- ⑤ THE PLANT TYPE WITH MINIMUM POWER CONSUMPTION
- ⑥ SPECIAL ECONOMIC DESIGN REDUCING OPERATING COSTS



COMPACTMIX ST-30



CAPACITY / HR	m ³ /h	30
MIXER TYPE	m ³	Planetary
MIXER CAPACITY	Liter	500
DRY FILLING CAPACITY	Liter	750
COMPACTED CONCRETE - OUTPUT	Liter	500
AGGREGATE STOCKING	m ³	45-80
AGGREGATE COMPARTMENTS	Each	3-4
AGGREGATE WEIGHING HOPPER CAPACITY	m ³	2,5
ADDITIVE HOPPER CAPACITY	kg	15
CEMENT WEIGHING HOPPER CAPACITY	Liter	300
WATER WEIGHING HOPPER CAPACITY	Liter	150
TOTAL POWER	kW	90
VOLTAGE	400V-50HZ	



G-MINI ST-30



- ① SHIPPED INSIDE A SINGLE CONTAINER OR TRUCK
- ② TRANSFER OF CONCRETE FROM THE MIXER TO THE TRUCK MIXER BY BELT
- ③ EASE OF REPLACING THE PLANT THANKS TO ITS TOWABLE FEATURE
- ④ FULLY AUTOMATED BY COMPUTER AND MANUAL BUTTONS
- ⑤ THE PLANT TYPE WITH MINIMUM POWER CONSUMPTION
- ⑥ SPECIAL ECONOMIC DESIGN REDUCING OPERATING COSTS



G-MINI ST-30



OUTPUT CAPACITY	30 m ³ /h
INLINE BIN	2-3-4
STORAGE CAPACITY	2/PN: 2x7,5=15 m ³ 3/PN: 5x3=15 m ³ 4/PN: 4x5=20 m ³
MIXER	750/500 pan mixer
AIR COMPRESSOR	yes
SCREW CONVEYOR FOR CEMENT	optional
CEMENT SILOS	optional
WEIGHT APPROX	13 ton
ADDITIVE WEIGHING BUNKER	22 lt
CEMENT WEIGHING BUNKER	300 kg
WATER WEIGHING BUNKER	200 kg
CONNECTED LOAD	45 kw





www.stainmann.com



info@stainmann.com



+38 (067) 801 77 00



[facebook.com/
StainmannMaschinenbau](https://facebook.com/StainmannMaschinenbau)

[instagram.com/
stainmannmaschinenbau](https://instagram.com/stainmannmaschinenbau)



[www.youtube.com/channel/
stainmann](https://www.youtube.com/channel/stainmann)